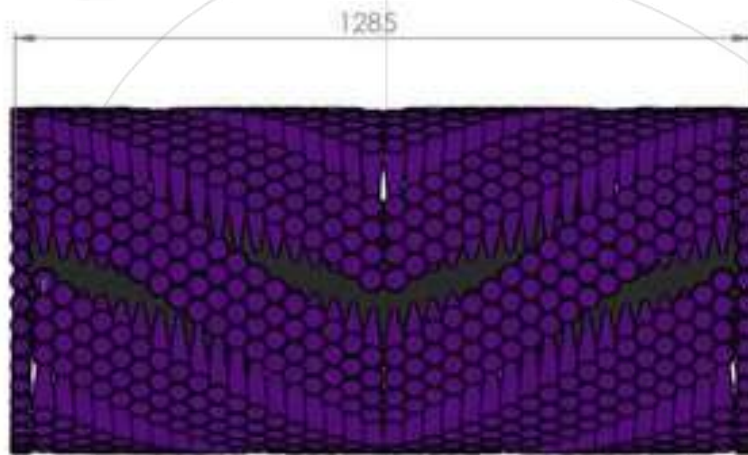

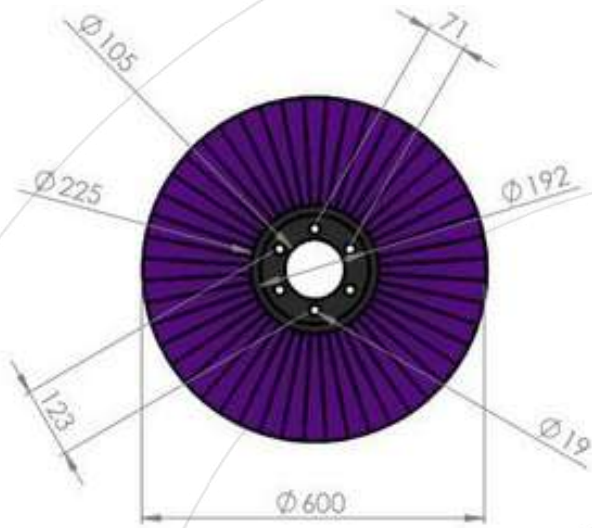




CENTRAL BRUSH DULEVO 200 WAVES



	Sweep material	
	PPL	PPL+STEEL
Code	3807	3804
Filament section	1,5x2,5	PPL: 1,5x2,5 Corrugated steel wire 0,7 mm
Compatible machines	DULEVO 200/ DULEVO 3000	
Drag and Offset	Offset 1: 65 mm; Offset 2: 2,75 mm	

See the
update of
Roller Brushes



Last updated: October 7, 2021

*These documents are the exclusive property of Cepillos Sacema, S.L. Their total or partial reproduction without our written authorization is forbidden, as well as their improper use and/or exhibition to third parties. Subject to errors and technical modifications.

Sacema

Contact: www.sacemagroup.com
+34 984 06 80 80 - info@sacema.es